


Step 1 – Becoming a Licensed Spiritual Practitioner is an answer to a deep inner calling; one discerns this calling by practicing the art of “Inner Listening”. And as one becomes a more active participant in the Agape community, this calling becomes even clearer. Your journey through this program will begin after completing the following prerequisites:




Step 2 – 10 Prerequisite Classes:

1. Universal Laws
2. Transcendent Masters
3. Meditation & Evolution of Consciousness
4. Prayer Warrior
5. Prayer As A Way of Life
6. Life Visioning
7. Joel Goldsmith Course
8. Mysticism
9. Self Awareness
10. (Either one of the 2 Financial classes.)
 - A. Prosperity From the Inside Out
 - B. Oath of Manifestation

***All prerequisite classes must be successfully completed and paid for in full prior to submitting the application**



Step 3 – Recommendations & Practitioner Sessions: Being an Agape Licensed Spiritual Practitioner is a calling and a lifelong commitment. The scope of this course of experiential study is greater than any of the classes you have previously taken. Because this journey leads to a professional license and a position of sacred trust, it is important to begin working with an Agape Licensed Practitioner on a regular basis prior to and during your studies.




Step 4 – Practitioner Previews: These informative classes are designed to provide a greater understanding of the Practitioner consciousness, an overview of the Professional Practitioner Studies program, and clarity about all that is necessary for entry and successful completion. The Practitioner Previews are usually held in July and August.



Step 5 – Set a Clear Intention: Professional Practitioner Studies is a professional program leading to licensing for individuals who are clear that being a professional Agape Practitioner is a calling to a life of service and committed spiritual practice. Being an Agape Licensed Practitioner is a calling to ecclesiastical office. Take time to contemplate your intention for pursuing this program of study and your expectations of life as an ALSP.



Step 6 – The Application Process: After you have satisfied steps 1-5, and have completed an interview process, you are now ready to apply for Practitioner Studies! Applications are provided after individual interviews in the third Practitioner Preview.



Step 7 –

Introduction to Practitioner Studies - 4 class series: Prior to the start of the fall term, you will be required to attend 4 “Introduction to Practitioner Studies” classes which are held 4 consecutive Thursdays in September. The material covered includes teaching on Spiritual Principle, prayer and service through ministry internships. These core teachings provide a solid foundation to build upon, entering into this rigorous 2 year program of transformation

*Fee Schedule
On reverse of form*

Professional Practitioner Studies I

Application Fee	\$125
Tuition Term 1	\$475
Term 2	\$475
Term 3	\$475
Total	\$1550

Professional Practitioner Studies II

Application Fee	\$125
Tuition Term 1	\$475
Term 2	\$475
Term 3	\$475
Graduation Fee	\$150
Licensing Fee	\$175
Total	\$1875